

# How To Create Your Account

1. Go to [kohls.motionvibe.com](https://kohls.motionvibe.com) and click the bottom link to create your online member account.

Need an online member account or forgot your password?

[Click here](#)

2. Enter the number underneath the barcode on your WAC membership card. (If you have 2 barcodes on your card, use the one on the front of the card.)

Barcode

Last Name

3. Make note of your username. You will need this to log in in the future.
4. Create a password.

Your current username

aj.anderson

Choose a new password

Note: password must be 8 - 14 characters and contain numbers and letters

.....

Confirm Password

5. Confirm your birthday and email address.

Confirm Birthday

7/31/1987

Confirm your email address

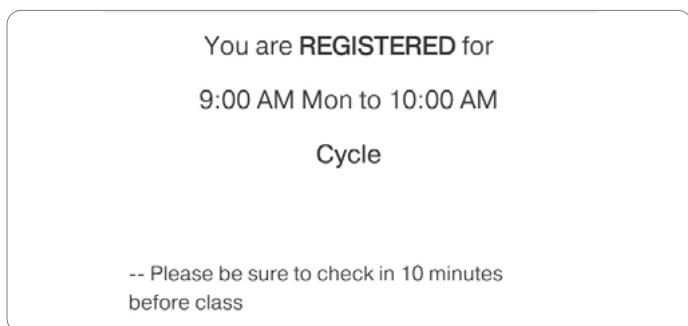

aj.anderson@gmail.com

6. Complete your registration!



# How To Register for a Complimentary Class

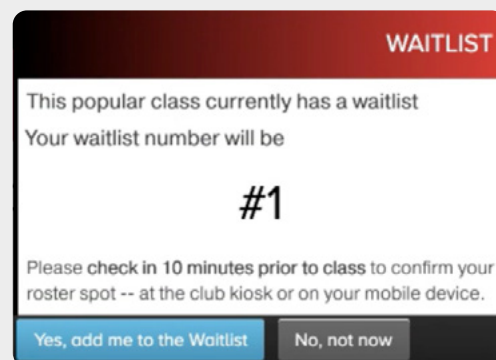
1. Go to [kohls.motionvibe.com](https://kohls.motionvibe.com) and log in to your account. If you have not set up an account, click the bottom link to create your online member account. (See How to Create an Account on page 1.)
2. Browse through classes by day, week, studio and class type.
3. Find a class you would like to attend and select *Register*. You can register for a class up to one week in advance. A confirmation window will let you know you're in.



4. To participate in class, **you must check in at least 10 minutes before the start of class.** (See How to Check-In to a Class on page 3.)

## CLASS WAITLIST

If the class is full, you can add your name to the waitlist. Click *Register* and a confirmation window will let you know you've been added to the waitlist.



If a participant unregisters from the class, you will be notified by email and will be moved from the waitlist to the class list.

**Be sure to check in to the class 10 minutes before the start, even if you are still on the waitlist.** If a registered participant does not check-in, checked-in Members on the waitlist will be given a spot.



# How To Confirm Your Spot

## CONFIRM AT THE FRONT DESK

1. Once you arrive at the Club, let the Front Desk know that you need to confirm your spot for a class.
2. They will need to know your first and last name and the class you are attending.
3. A Front Desk Team Member will confirm that you are checked in.
4. Head to class!

**Note:** If you do not confirm your reservation 10 minutes or more before class starts, your spot will be available to anyone in the club.

